



TEAM	HOLE	PAR	HOLE									GROSS	BMGL. HDCP	NET	MATCH POINTS	MEDAL POINTS	ADJ. GROSS	
			1	2	3	4	5	6	7	8	9							
ODD LOT		HANDICAP	15	17	7	13	5	5	11	3	9	1	37					
MARX WILK	5	5	5	3	8	8	7	5	8	54	17	37						
SDE MILKS	5	④	⑤	3	6	④	4	5	6	42	1	41	2	1	1	42		
Richard Davis	7	④	7	③	⑥	⑥	5	5	6	49	9	40	2	1	1	49		
Drew Townsend	6	④	5	4	⑦	8	6	6	8	54	9	45	0	0	0	53		
TEAM SIGNATURE												DATE	4/22/24	BEST THREE NET SCORES	118	COMBINED TEAM POINTS		9
TOTAL. TEAM POINTS		5	4															

FRONT NINE

TEAM	HOLE	PAR	HOLE									GROSS	BMGL. HDCP	NET	MATCH POINTS	MEDAL POINTS	ADJ. GROSS	
			1	2	3	4	5	6	7	8	9							
PRESIDENT'S CHOICE		HANDICAP	15	17	7	13	5	5	11	3	9	1	37					
N/A																		
TOM HALLON	5	5	6	3	④	7	4	③	④	41	0	41	1	1	1	41		
JOEY EDWINSTER	④	5	④	4	6	6	4	③	5	41	1	40	0	1	1	41		
Bill Forsythe	④	5	5	③	8	⑤	④	⑥	44	4	40	2	2	2	44			
TEAM SIGNATURE												DATE	4/22/24	BEST THREE NET SCORES	121	COMBINED TEAM POINTS		7
TOTAL. TEAM POINTS		3	4															

FOR CALCULATING YOUR ADJUSTED GROSS SCORE USE THESE MAXIMUM HOLE SCORES FROM THE USGA

BMGL. HDCP	MAXIMUM SCORE FOR ANY HOLE
4 OR LESS	Double Bogey
5 TO 9	7
10 TO 14	8
15 TO 19	8
20 OR MORE	8



1ST FOURSOME	2ND FOURSOME	TEE TIME	START TIME	FINISH TIME
		3:54	3:59	5:58

TEAM	HOLE	1	2	3	4	5	6	7	8	9	GROSS	BMGL HDCP	NET	MATCH POINTS	MEDAL POINTS	ADJ. GROSS	
FOREE1	PAR	4	4	4	3	5	5	4	3	5	37						
	HANDICAP	15	17	7	13	5	11	3	9	1							
	PETE McGRAIL	4	5	7	3	5	5	5	4	6	44	7	37	0	0	37	
	GREGG ANDREWS	6	7	7	4	8	7	7	5	8	59	15	44	0	0	44	
	STEV MATSUMOTO	5	5	7	5	8	7	6	4	8	55	11	44	0	0	55	
	SIM FORT	6	5	6	4	7	6	7	4	6	51	13	38	2	0	51	
	DATE	2/22/24										BEST THREE NET SCORES	119	TOTAL TEAM POINTS	2	0	
	TEAM SIGNATURE	<i>BP [Signature]</i>										COMBINED TEAM POINTS	119				

FRONT NINE

TEAM	HOLE	1	2	3	4	5	6	7	8	9	GROSS	BMGL HDCP	NET	MATCH POINTS	MEDAL POINTS	ADJ. GROSS	
WEDGIES	PAR	4	4	4	3	5	5	4	3	5	37						
	HANDICAP	15	17	7	13	5	11	3	9	1							
	BRIAN GREENHILARY	4	4	6	2	7	5	4	4	6	43	9	34	2	2	43	
	SCOTT SHURMAN	6	5	6	4	7	7	5	3	8	51	15	36	2	2	51	
	TIM HUBBARD	7	5	7	5	8	7	5	7	5	55	13	42	2	2	55	
	MIKE HUBBARD	6	5	6	5	7	7	5	8	5	52	15	37	0	2	52	
	DATE	4/22/24										BEST THREE NET SCORES	117	TOTAL TEAM POINTS	6	8	
	TEAM SIGNATURE	<i>Jim Hill</i>										COMBINED TEAM POINTS	117				

FOR CALCULATING YOUR ADJUSTED GROSS SCORE USE THESE MAXIMUM HOLE SCORES FROM THE USGA

BMGL HDCP	MAXIMUM SCORE FOR ANY HOLE
4 OR LESS	Double Bogey
5 TO 9	7
10 TO 14	8
15 TO 19	8
20 OR MORE	8



1ST FOURSOME	2ND FOURSOME	TEE TIME	START TIME	FINISH TIME

75
44
119

TEAM	HOLE	PAR	HANDICAP	1	2	3	4	5	6	7	8	9	GROSS	BMGL HDCP	NET	MATCH POINTS	MEDAL POINTS	ADJ. GROSS			
SAND BAGGERS				1	2	3	4	5	6	7	8	9	37								
				4	4	4	3	5	5	4	3	5									
				15	17	7	13	5	11	3	9	1									
DAVE WUNSCHEL				6	(3)	(5)	5	8	(6)	5	4	7	49	4	45	0	0	48			
SERGIO RODRIGUEZ				4	4	4	3	5	5	5	5	5	40	7	33	2	2	40			
JAY SEFFERSON				7	4	7+	5	6	7	4	4	8	52	10	42	0	0	52			
MARVIN WARNER				(5)	5	5	6	7	6	5	5	(7)	51	10	41	1	0	51			
TEAM SIGNATURE	David Wunschel												DATE	4/22/24		BEST THREE NET SCORES	116		TOTAL TEAM POINTS	3 2	
COMBINED TEAM POINTS																5					

FRONT NINE

TEAM	HOLE	PAR	HANDICAP	1	2	3	4	5	6	7	8	9	GROSS	BMGL HDCP	NET	MATCH POINTS	MEDAL POINTS	ADJ. GROSS			
DARCY'S DUFFERS				1	2	3	4	5	6	7	8	9	37								
				4	4	4	3	5	5	4	3	5									
				15	17	7	13	5	11	3	9	1									
TM SCHEIBE				6	4	7	(3)	(6)	7	(3)	4	7	47	7	40	2	2	47			
SAM JURACICH				6	5	7+	4	6	6	5	5	6	50	7	43	0	0	50			
TERRY LIKALA				4	4	7	4	6	5	5	3	6	44	8	36	2	2	44			
GEORGE LAST				6	(4)	6	(3)	8	6	6	5	8	52	14	38	1	2	52			
TEAM SIGNATURE	JD Seave												DATE	4/22/24		BEST THREE NET SCORES	114		TOTAL TEAM POINTS	5 6	
COMBINED TEAM POINTS																11					


FOR CALCULATING YOUR ADJUSTED GROSS SCORE USE THESE MAXIMUM HOLE SCORES FROM THE USGA

BMGL HDCP	MAXIMUM SCORE FOR ANY HOLE
4 OR LESS	Double Bogey
5 TO 9	7
10 TO 14	8
15 TO 19	8
20 OR MORE	8




1ST FOURSOME	2ND FOURSOME	TEE TIME	START TIME	FINISH TIME

23
1.85

TEAM	HOLE	PAR	1	2	3	4	5	6	7	8	9	GROSS	BMGL HDGP	NET	MATCH POINTS	MEDAL POINTS	ADJ. GROSS			
Bay Team			1	2	3	4	5	6	7	8	9	37								
	HANDICAP		15	17	7	13	5	11	3	9	1									
ERIC DAMBERG			4	4	4	3	5	7	4	4	6	42	7	35	2	2	42			
Joe Gutz			7	6	7	6	7	7	7	6	7	60	20	40	0	1	40			
Seil Morrison			5	5	7	4	7	6	6	6	6	52	10	42	0	1	52			
Alan Hatzel			7	4	7	4	8	7	7	4	8	56	12	44	0	0	56			
TEAM SIGNATURE												DATE	4/22/24		BEST THREE NET SCORES	117		TOTAL TEAM POINTS	2 3	
<p>COMBINED TEAM POINTS</p> <p>117</p>																				

FRONT NINE

TEAM	HOLE	PAR	1	2	3	4	5	6	7	8	9	GROSS	BMGL HDGP	NET	MATCH POINTS	MEDAL POINTS	ADJ. GROSS			
Mulligans			4	4	4	3	5	5	4	3	5	37								
	HANDICAP		15	17	7	13	5	11	3	9	1									
Ty Creever			6	4	6	3	5	6	5	3	5	43	2	41	2	2	41			
Brianna Seiner			5	4	7	3	5	7	5	4	5	45	7	38	2	2	38			
Jenny Metra			6	5	6	4	6	7	4	4	5	45	3	42	2	1	45			
Paul Peterson			4	5	7	3	6	7	4	4	5	45	3	42	2	2	43			
TEAM SIGNATURE												DATE	4/22/24		BEST THREE NET SCORES	121		TOTAL TEAM POINTS	6 5	
<p>COMBINED TEAM POINTS</p> <p>121</p>																				

FOR CALCULATING YOUR ADJUSTED GROSS SCORE USE THESE MAXIMUM HOLE SCORES FROM THE USGA

BMGL HDGP	MAXIMUM SCORE FOR ANY HOLE
4 OR LESS	Double Bogey
5 TO 9	7
10 TO 14	8
15 TO 19	8
20 OR MORE	8



1ST FOURSOME	TEE TIME	START TIME	FINISH TIME
2ND FOURSOME			7:30

TEAM	HOLE	PAR	1	2	3	4	5	6	7	8	9	GROSS	BMGL HDCP	NET	MATCH POINTS	MEDAL POINTS	ADJ. GROSS		
SADDLE Creek ^{Apr}		HANDICAP	15	17	7	13	5	11	3	9	1	37							
	Chris Klesner		7	4	6	3	6	5	6	4	6	41	4	43	0	0	46		
	DAN Edwards		7	7	7	4	7	6	7	6	7	57	9	48	1	0	57		
	Hunter Edwards		4	5	5	3	5	6	4	4	7	45	8	37	2	2	45		
	Kelsey White		3	4	5	3	5	6	4	5	5	38	5	33	2	2	38		
	TEAM SIGNATURE																		
	DATE																		
	BEST NINE NET SCORES																		
	COMBINED TEAM POINTS																		
TOTAL TEAM POINTS																			

FRONT NINE

TEAM	HOLE	PAR	1	2	3	4	5	6	7	8	9	GROSS	BMGL HDCP	NET	MATCH POINTS	MEDAL POINTS	ADJ. GROSS	
Diplo ^{Apr}		HANDICAP	15	17	7	13	5	11	3	9	1	37						
	Gary Cannell		6	4	4	5	5	7	4	4	5	44	4	40	2	2	44	
	Terry Millman		7	7	7	5	8	7	5	5	8	59	13	46	1	2	59	
	Steve Widjagren		4	5	6	3	6	7	5	5	7	48	8	40	0	0	48	
	Tyler Jorgensen		4	5	6	3	6	7	5	4	5	45	4	41	0	0	45	
	TEAM SIGNATURE																	
	DATE																	
	BEST THREE NET SCORES																	
	COMBINED TEAM POINTS																	
TOTAL TEAM POINTS																		

FOR CALCULATING YOUR ADJUSTED GROSS SCORE USE THESE MAXIMUM HOLE SCORES FROM THE USGA

BMGL HDCP	MAXIMUM SCORE FOR ANY HOLE
4 OR LESS	Double Bogey
5 TO 9	7
10 TO 14	8
15 TO 19	8
20 OR MORE	8



1ST FOURSOME	2ND FOURSOME	TEE TIME	START TIME	FINISH TIME

Longest Drive (In Fairway)

BMGAL

1. T. Gallen
- 2.
- 3.
- 4.
- 5.
- 6.
- 7.
- 8.
- 9.

5

Closest to the Pin

in two shots

BMGAL

Feet | Inches

- | | Feet | Inches |
|---------------------|------|--------|
| 1. JOE MILLS | 10 | 9 |
| 3. DAVE WUNSCHEL | 8 | 0 |
| 4. Jerome Jefferson | 3 | 8 |
| 5. | | |
| 6. | | |
| 7. | | |
| 8. | | |
| 9. | | |

3