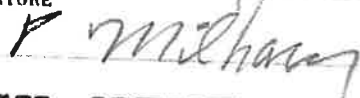


TEAM	DivoT										GROSS	BMGL HDCP	NET	MATCH POINTS	MEDAL POINTS	ADJ. GROSS									
	Masters																								
	HOLE	10	11	12	13	14	15	16	17	18															
PAR	4	4	3	5	4	3	4	3	5	35															
HANDICAP	2	6	10	14	18	4	8	16	12																
Nick Fernandez											6	3	④	6	6	3	④	4	⑤	41	4	37	2	0	40
TERRY Milham											6	7	④	8	5	5	5	4	⑥	50	13	37	0	0	50
JERRY Sandness											5	5	5	⑥	5	3	7	④	6	46	12	39	0	0	46
Steve Widengreen											6	5	3	6	5	4	4	5	6	44	7	37	2	0	44

TEAM SIGNATURE  


DATE  
 4/18/24

BEST THREE NET SCORES

TOTAL TEAM POINTS  
 4 0

COMBINED TEAM POINTS  
 4

## BACK NINE

TEAM	Sand Baggers										GROSS	BMGL HDCP	NET	MATCH POINTS	MEDAL POINTS	ADJ. GROSS									
	Back Nine																								
	HOLE	10	11	12	13	14	15	16	17	18															
PAR	4	4	3	5	4	3	4	3	5	35															
HANDICAP	2	6	10	14	18	4	8	16	12																
Mike Vignez											7	4	6	⑤	③	4	6	5	7	47	12	35	0	2	47
ROAN Chad											⑤	④	6	8	5	⑥	⑤	③	8	49	17	32	2	2	32
John Anerta											6	⑤	③	7	5	4	⑥	6	⑥	48	13	35	2	2	48
No Show up.																							0	②	

TEAM SIGNATURE

DATE

BEST THREE NET SCORES

TOTAL TEAM POINTS  
 4 8


COMBINED TEAM POINTS  
 12

FOR CALCULATING YOUR ADJUSTED GROSS SCORE USE THESE MAXIMUM HOLE SCORES FROM THE USGA


BMGL HDCP	MAXIMUM SCORE FOR ANY HOLE
4 OR LESS	Double Bogey
5 TO 9	7
10 TO 14	8
15 TO 19	8
20 OR MORE	8



	TEE TIME	START TIME	FINISH TIME
1ST FOURSOME			
2ND FOURSOME			

TEAM	HOLE	10	11	12	13	14	15	16	17	18	GROSS	BMGL HDCP	NET	MATCH POINTS	MEDAL POINTS	ADJ. GROSS		
	PAR	4	4	3	5	4	3	4	3	5							35	
	HANDICAP	2	6	10	14	18	4	8	16	12								
Odd Lat																		
Joe Milks		5	4	3	5	4	3	4	4	4	36	1	35	2	2			
Jasan Toyoda		5	5	5	7	7	2	7	3	7	48	10	38	1	0			
Ryan Rader		4	4	4	5	5	4	4	4	7	41	8	33	2	2			
Andrew Townsend		6	5	3	7	5	5	5	6	8	50	9	41	1	0			
TEAM SIGNATURE											DATE	4/15/24	BEST THREE NET SCORES	106	TOTAL TEAM POINTS		6	4
													COMBINED TEAM POINTS		10			

## BACK NINE

TEAM	HOLE	10	11	12	13	14	15	16	17	18	GROSS	BMGL HDCP	NET	MATCH POINTS	MEDAL POINTS	ADJ. GROSS		
	PAR	4	4	3	5	4	3	4	3	5							35	
	HANDICAP	2	6	10	14	18	4	8	16	12								
Mulligans																		
Raid Peterson		5	5	4	6	4	3	4	3	5	39	3	36	0	0			
Steve Minnick		6	6	4	7	6	4	7	4	6	50	14	36	1	2			
Jerry Martin		5	4	4	7	3	4	4	3	4	38	3	35	0	0			
Jasan Such		7	5	4	6	5	4	6	4	8	49	10	39	1	2			
TEAM SIGNATURE											DATE	4/15/24	BEST THREE NET SCORES	107	TOTAL TEAM POINTS		2	4
													COMBINED TEAM POINTS		6			

FOR CALCULATING YOUR ADJUSTED GROSS SCORE USE THESE MAXIMUM HOLE SCORES FROM THE USGA

BMGL HDCP	MAXIMUM SCORE FOR ANY HOLE
4 OR LESS	Double Bogey
5 TO 9	7
10 TO 14	8
15 TO 19	8
20 OR MORE	8



	TEE TIME	START TIME	FINISH TIME
1ST FOURSOME			7:05
2ND FOURSOME			

TEAM	HOLE	10	11	12	13	14	15	16	17	18	GROSS	BMGL HDCP	NET	MATCH POINTS	MEDAL POINTS	ADJ. GROSS
Shank Factor	PAR	4	4	3	5	4	3	4	3	5	35					
	HANDICAP	2	6	10	14	18	4	8	16	12						
Chris Klasea		6	3*	6	7*	3*	5	2*	5	40	4	36	1	2	40	
Rob Sitsler		6	5*	3	6*	4	4	3*	3*	6*	40	5	35	2	2	40
Kelsey White		4	4	4	5	3	3	5	4	6	38	7	31	2	2	38
DAN EDWARDS		5	4	6	8	4	2	5	4	6	44	9	35	2	0	43

TEAM SIGNATURE

*D Edwards*

DATE

4/15/24

BEST THREE NET SCORES

101

TOTAL TEAM POINTS

7 6

COMBINED TEAM POINTS

13

### BACK NINE

TEAM	HOLE	10	11	12	13	14	15	16	17	18	GROSS	BMGL HDCP	NET	MATCH POINTS	MEDAL POINTS	ADJ. GROSS
Wedgies	PAR	4	4	3	5	4	3	4	3	5	35					
	HANDICAP	2	6	10	14	18	4	8	16	12						
Adam Hughes		4*	5	5*	6*	5	6	4*	5	5	45	5	40	1	-	45
Mark Hartzell		6*	5*	5	7	7*	3	6	5	8	52	12	40	-	-	52
Tyler Merkel		6	4	3	7	6	3	5	5	5	44	8	36	0	0	44
Kael Siemeon		5	6	4	6	7	4	6	4	8	50	16	34	0	2	50

TEAM SIGNATURE

DATE

BEST THREE NET SCORES

110

TOTAL TEAM POINTS

1 2

COMBINED TEAM POINTS

3

FOR CALCULATING YOUR ADJUSTED GROSS SCORE USE THESE MAXIMUM HOLE SCORES FROM THE USGA

BMGL HDCP	MAXIMUM SCORE FOR ANY HOLE
4 OR LESS	Double Bogey
5 TO 9	7
10 TO 14	8
15 TO 19	8
20 OR MORE	8



	TEE TIME	START TIME	FINISH TIME
1ST FOURSOME			
2ND FOURSOME			

TEAM	HOLE	10	11	12	13	14	15	16	17	18	GROSS	BMGL HDCP	NET	MATCH POINTS	MEDAL POINTS	ADJ. GROSS
Presidents Choice	PAR	4	4	3	5	4	3	4	3	5	35					
	HANDICAP	2	6	10	14	18	4	8	16	12						
	Thomas Hallen	4	(4)	(3)	(4)	(4)	(3)	6	3	(5)	36	0	36	2	2	36
Joey Edminster	(4)	(5)	(4)	5	4	(2)	5	3	6	38	1	37	2	2	38	
Bill Forsythe	(5)	4	4	6	6	(5)	5	4	7	46	4	42	0	0	46	
Britt Robinson	(5)	4	5	(5)	(5)	5	(5)	(5)	8	47	11	36	2	2	47	

TEAM SIGNATURE <i>Jr H</i>	DATE 4/15/24	BEST THREE NET SCORES 109	TOTAL TEAM POINTS 6 6
COMBINED TEAM POINTS 12			

### BACK NINE

TEAM	HOLE	10	11	12	13	14	15	16	17	18	GROSS	BMGL HDCP	NET	MATCH POINTS	MEDAL POINTS	ADJ. GROSS
BAG TEAM	PAR	4	4	3	5	4	3	4	3	5	35					
	HANDICAP	2	6	10	14	18	4	8	16	12						
	Erik Morrison	6	6	5	8	7	6	(6)	4	8	56	10	46	0	0	56
Jethro Gjestad	7	7	6	6	(4)	4	(5)	4	(6)	49	11	38	0	0	49	
David Spackman	7	(4)	(4)	(5)	(5)	6	6	4	(5)	46	10	36	2	2	46	
Hector Mendoza	7	(4)	5	7	6	(4)	6	6	(7)	52	14	38	0	0	52	

TEAM SIGNATURE <i>DJG</i>	DATE 4/15/24	BEST THREE NET SCORES 114	TOTAL TEAM POINTS 2 2
COMBINED TEAM POINTS 4			


FOR CALCULATING YOUR ADJUSTED GROSS SCORE USE THESE MAXIMUM HOLE SCORES FROM THE USGA

BMGL HDCP	MAXIMUM SCORE FOR ANY HOLE
4 OR LESS	Double Bogey
5 TO 9	7
10 TO 14	8
15 TO 19	8
20 OR MORE	8



	TEE TIME	START TIME	FINISH TIME
1ST FOURSOME			
2ND FOURSOME			

TEAM	TEAM FORE										GROSS	BMGL HDCP	NET	MATCH POINTS	MEDAL POINTS	ADJ. GROSS
	HOLE	10	11	12	13	14	15	16	17	18						
	PAR	4	4	3	5	4	3	4	3	5						
	HANDICAP	2	6	10	14	18	4	8	16	12						
	Tom Michener	7	5	5	8	4	4	5	3	7	48	10	38	2	0	48
	Jim Bates	6	5	3	7	5	3	6	3	8	46	14	32	2	2	46
	DAN JOHNSON	7	7	6	8	4	4	7	5	8	56	14	42	0	0	56
	ALEX JOHNSON	6	5	4	7	5	5	4	5	8	49	12	37	0	0	49

TEAM SIGNATURE 


DATE  
BEST THREE NET SCORES

TOTAL TEAM POINTS  
4 2

COMBINED TEAM POINTS  
6

### BACK NINE

TEAM	DARCY'S DUFFERS										GROSS	BMGL HDCP	NET	MATCH POINTS	MEDAL POINTS	ADJ. GROSS
	HOLE	10	11	12	13	14	15	16	17	18						
	PAR	4	4	3	5	4	3	4	3	5						
	HANDICAP	2	6	10	14	18	4	8	16	12						
	Garrett Weiss	5	5	4	4	4	3	5	4	8	42	5	37	0	2	44
	Steve Yabusaki	7	4	4	6	7	3	7	4	8	50	10	40	0	0	50
	Bill Perkins	6	5	4	7	4	5	4	3	7	45	10	35	2	2	45
	John Hunt	3	5	3	6	3	3	4	5	8	40	6	34	2	2	39

TEAM SIGNATURE 

DATE  
BEST THREE NET SCORES

TOTAL TEAM POINTS  
4 6

COMBINED TEAM POINTS  
10

FOR CALCULATING YOUR ADJUSTED GROSS SCORE USE THESE MAXIMUM HOLE SCORES FROM THE USGA

BMGL HDCP	MAXIMUM SCORE FOR ANY HOLE
4 OR LESS	Double Bogey
5 TO 9	7
10 TO 14	8
15 TO 19	8
20 OR MORE	8



	TEE TIME	START TIME	FINISH TIME
1ST FOURSOME	5:06	5:10	7:20
2ND FOURSOME	5:13	5:17	ARE VERY LATE