

TEAM	HOLE	1	2	3	4	5	6	7	8	9	GROSS	BMGL HDCP	NET	MATCH POINTS	MEDAL POINTS	ADJ. GROSS			
	PAR	4	4	4	3	5	5	4	3	5	37								
	HANDICAP	15	17	7	13	5	11	3	9	1									
SHANK FACTOR																			
ROB SETSLEK		4	4	5	6	6	6	5	5	42	5	37	2	2	42				
DAN EDWARDS		4	4	5	3	7	7	7	8	50	9	41	0	0	49				
Hunter Edwards		5	7	5	8	6	6	6	6	50	7	43	0	0	49				
Kekey White		6	5	4	4	5	6	5	4	45	9	36	2	2	45				
TEAM SIGNATURE	Dr. Edwalle										DATE	4/8/24		BEST THREE NET SCORES	114		TOTAL TEAM POINTS	4	4
													COMBINED TEAM POINTS		8				

FRONT NINE

TEAM	HOLE	1	2	3	4	5	6	7	8	9	GROSS	BMGL HDCP	NET	MATCH POINTS	MEDAL POINTS	ADJ. GROSS			
	PAR	4	4	4	3	5	5	4	3	5	37								
	HANDICAP	15	17	7	13	5	11	3	9	1									
Sandbaggers																			
Kyle Makowsky		6	4	5	5	6	5	5	4	5	45	3	42	0	0	45			
Marvin Warner		6	4	7	3	5	5	7	6	6	49	10	39	2	2	49			
Kevin Boer		4	7	5	4	7	5	4	5	6	6	47	41	2	2	47			
Sergio Rodriguez		4	5	5	6	5	5	6	5	7	7	48	41	0	0	48			
TEAM SIGNATURE	Rich										DATE			BEST THREE NET SCORES	121		TOTAL TEAM POINTS	4	4
													COMBINED TEAM POINTS		8				

FOR CALCULATING YOUR ADJUSTED GROSS SCORE USE THESE MAXIMUM HOLE SCORES FROM THE USGA

BMGL HDCP	MAXIMUM SCORE FOR ANY HOLE
4 OR LESS	Double Bogey
5 TO 9	7
10 TO 14	8
15 TO 19	8
20 OR MORE	8



	TEE TIME	START TIME	FINISH TIME
1ST FOURSOME			
2ND FOURSOME			

TEAM	HOLE	1	2	3	4	5	6	7	8	9	GROSS	BMGL HDCP	NET	MATCH POINTS	MEDAL POINTS	ADJ. GROSS	
	PAR	4	4	4	3	5	5	4	3	5	37						
	HANDICAP	15	17	7	13	5	11	3	9	1							
BAG TEAM																	
LEON WOOD		4	4	5	4	4	5	6	3	3	38	4	34	2	2	38	
Jethrow Questad		5	5	4	5	7	8	6	4	7	51	10	41	1	-	51	
Jonny Angle		5	5	6	4	7	5	5	4	6	47	7	40	0	0	47	
Erik Morrison		5	4	7	5	7	4	4	6	7	49	9	40	0	0	49	
TEAM SIGNATURE											DATE	BEST THREE NET SCORES	114	TOTAL TEAM POINTS	3	2	
													COMBINED TEAM POINTS	5			

FRONT NINE

TEAM	HOLE	1	2	3	4	5	6	7	8	9	GROSS	BMGL HDCP	NET	MATCH POINTS	MEDAL POINTS	ADJ. GROSS	
	PAR	4	4	4	3	5	5	4	3	5	37						
	HANDICAP	15	17	7	13	5	11	3	9	1							
Darcy Duffers																	
Garrett Weiss		4	5	7	4	5	6	5	4	8	48	5	43	0	0	42	
George Lash		4	7	6	5	6	8	5	4	8	53	14	39	1	2	53	
Terry Liikala		5	4	6	3	6	5	6	5	5	45	8	37	2	2	45	
Steve Yabusaki		5	4	5	4	7	5	7	4	7	48	10	38	2	2	48	
TEAM SIGNATURE											DATE	BEST THREE NET SCORES	114	TOTAL TEAM POINTS	5	6	
													COMBINED TEAM POINTS	11			

FOR CALCULATING YOUR ADJUSTED GROSS SCORE USE THESE MAXIMUM HOLE SCORES FROM THE USGA

BMGL HDCP	MAXIMUM SCORE FOR ANY HOLE
4 OR LESS	Double Bogey
5 TO 9	7
10 TO 14	8
15 TO 19	8
20 OR MORE	8



	TEE TIME	START TIME	FINISH TIME
1ST FOURSOME			
2ND FOURSOME			

TEAM	HOLE	1	2	3	4	5	6	7	8	9	GROSS	BMGL HDCP	NET	MATCH POINTS	MEDAL POINTS	ADJ. GROSS	
	PAR	4	4	4	3	5	5	4	3	5							37
	HANDICAP	15	17	7	13	5	11	3	9	1							
ODD LOT																	
MARK WILK		7	5	6	4	8	6	5	5	7	53	18	35	1	2	53	
JOE MILK		5	3	4	5	7	9	5	3	6	42	1	41	0	0	42	
RYAN RAIDER		6	4	5	4	6	4	5	3	7	44	8	36	1	0	44	
Richard Davis		6	5	4	4	7	5	7	4	6	48	9	39	2	1	48	
TEAM SIGNATURE											DATE	4/8/24	BEST THREE NET SCORES	110	TOTAL TEAM POINTS	4	3
													COMBINED TEAM POINTS	7			

FRONT NINE

TEAM	HOLE	1	2	3	4	5	6	7	8	9	GROSS	BMGL HDCP	NET	MATCH POINTS	MEDAL POINTS	ADJ. GROSS	
	PAR	4	4	4	3	5	5	4	3	5							37
	HANDICAP	15	17	7	13	5	11	3	9	1							
Team Fore!																	
DAVE HOYT		5	4	5	4	7	8	4	9	7	51	14	37	1	0	51	
TOM Michener		5	6	6	4	6	6	5	4	6	48	10	38	2	2	48	
Steve Matsumoto		4	5	6	4	7	5	6	3	6	46	12	34	1	2	46	
TIM Bates		6	5	7	5	7	7	7	6	6	53	14	39	0	1	53	
TEAM SIGNATURE											DATE	4/8/24	BEST THREE NET SCORES	109	TOTAL TEAM POINTS	4	5
													COMBINED TEAM POINTS	9			


FOR CALCULATING YOUR ADJUSTED GROSS SCORE USE THESE MAXIMUM HOLE SCORES FROM THE USGA

BMGL HDCP	MAXIMUM SCORE FOR ANY HOLE
4 OR LESS	Double Bogey
5 TO 9	7
10 TO 14	8
15 TO 19	8
20 OR MORE	8




	TEE TIME	START TIME	FINISH TIME
1ST FOURSOME	4:16	4:17	6:35
2ND FOURSOME	4:24	4:28	6:45

TEAM	HOLE	1	2	3	4	5	6	7	8	9	GROSS	BMGL HDCP	NET	MATCH POINTS	MEDAL POINTS	ADJ. GROSS	
	PAR	4	4	4	3	5	5	4	3	5							37
	HANDICAP	15	17	7	13	5	11	3	9	1							
Wedgies																	
Adam Hughes		5	3	5	4	5	5	7	4	5	43	5	38	1	2	43	
Riley Lyle		6	5	7	4	8	8	6	6	6	56	18	38	0	2	56	
Brook Graf		4	4	5	5	6	6	4	4	5	43	9	34	2	2	43	
Keel Simmon		7	6	6	5	8	7	7	3	8	57	16	41	0	0	57	

TEAM SIGNATURE	DATE	BEST THREE NET SCORES	TOTAL TEAM POINTS
	4/8/24	110	3 6
		COMBINED TEAM POINTS	9

FRONT NINE

TEAM	HOLE	1	2	3	4	5	6	7	8	9	GROSS	BMGL HDCP	NET	MATCH POINTS	MEDAL POINTS	ADJ. GROSS	
	PAR	4	4	4	3	5	5	4	3	5							37
	HANDICAP	15	17	7	13	5	11	3	9	1							
Mulligans																	
Reid Peterson		4	5	5	3	7	6	3	3	6	42	2	40	1	0	42	
Steve Munnick		6	4	7	4	6	8	7	5	8	58	14	41	2	0	55	
Ty Creech		4	4	5	3	6	4	5	4	4	39	3	36	0	0	39	
Brienne Seiner		5	3	6	4	5	7	5	3	6	44	7	37	2	2	44	

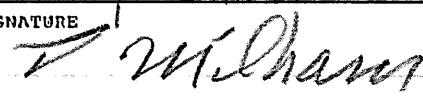
TEAM SIGNATURE	DATE	BEST THREE NET SCORES	TOTAL TEAM POINTS
	4/8/24	113	5 2
		COMBINED TEAM POINTS	7

FOR CALCULATING YOUR ADJUSTED GROSS SCORE USE THESE MAXIMUM HOLE SCORES FROM THE USGA

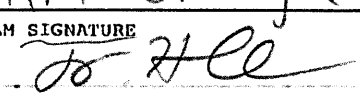
BMGL HDCP	MAXIMUM SCORE FOR ANY HOLE
4 OR LESS	Double Bogey
5 TO 9	7
10 TO 14	8
15 TO 19	8
20 OR MORE	8



	TEE TIME	START TIME	FINISH TIME
1ST FOURSOME	3:59	3:59	4:20
2ND FOURSOME			

TEAM	HOLE	1	2	3	4	5	6	7	8	9	GROSS	BMGL HDCP	NET	MATCH POINTS	MEDAL POINTS	ADJ. GROSS			
	PAR	4	4	4	3	5	5	4	3	5							37		
	HANDICAP	15	17	7	13	5	11	3	9	1									
Divot Masters																			
Nick Fernandez		7	4	6	5	7	5	4	5	5	48	4	44	0	0	47			
Terry Milham		6	5	6	6	6	5	7	4	7	52	13	39	0	1	52			
Gary Cannell		5	5	4	4	7	6	4	4	5	42	5	37	2	2	42			
Terry Sandness		5	4	5	4	6	5	5	4	7	45	5	40	0	0	45			
TEAM SIGNATURE											DATE	4/8/2024		BEST THREE NET SCORES	117		TOTAL TEAM POINTS	2 3	
													COMBINED TEAM POINTS	5					

FRONT NINE

TEAM	HOLE	1	2	3	4	5	6	7	8	9	GROSS	BMGL HDCP	NET	MATCH POINTS	MEDAL POINTS	ADJ. GROSS			
	PAR	4	4	4	3	5	5	4	3	5							37		
	HANDICAP	15	17	7	13	5	11	3	9	1									
President's Choice																			
Thomas Hallen		4	3	5	3	5	3	4	3	4	34	1	33	2	2	34			
Scott Brady		5	6	5	5	6	4	6	3	8 ^x	48	9	39	2	1	47			
Bill Forsythe		4	4	4	4	6	5	6	4	6	43	4	39	2	2	43			
Art Ortega		5	5	5	4	5	5	6	6	6	57	8	39	0	0	57			
TEAM SIGNATURE											DATE	4/8/2024		BEST THREE NET SCORES	111		TOTAL TEAM POINTS	6 5	
													COMBINED TEAM POINTS	11					

FOR CALCULATING YOUR ADJUSTED GROSS SCORE USE THESE MAXIMUM HOLE SCORES FROM THE USGA

BMGL HDCP	MAXIMUM SCORE FOR ANY HOLE
4 OR LESS	Double Bogey
5 TO 9	7
10 TO 14	8
15 TO 19	8
20 OR MORE	8



	TEE TIME	START TIME	FINISH TIME
1ST FOURSOME			
2ND FOURSOME			

played Gary

Longest Drive

(In Fairway)

Hole 5

1. Ty Creeer

2. _____

3. _____

4. _____

5. _____

6. _____

7. _____

8. _____

Longest Putt

Hole 1

	Feet	Inches
1. Matsumoto	13	7
2. _____		
3. _____		
4. _____		
5. _____		
6. _____		
7. _____		
8. _____		