



TEAM	HOLE	1	2	3	4	5	6	7	8	9	GROSS	BMGL HDCP	NET	MATCH POINTS	MEDAL POINTS	ADJ. GROSS			
	PAR	4	4	4	3	5	5	4	3	5							37		
	HANDICAP	15	17	7	13	5	11	3	9	1									
Mulligans																			
Ty Creeer		5	5	5	4	5	6	5	3	7	45	2	43	2	-				
Don Bachard		6	6	7	5	6	8*	4	4	8*	54	18	36	2	2				
Jason Such		5	3	7*	3	7	6	5	4	6	46	10	36	2	2				
Sam Bryan		5	6	7	3	8*	8	5	5	8*	55	17	38	2	2				
TEAM SIGNATURE											DATE	3/18/24		BEST THREE NET SCORES	110		TOTAL TEAM POINTS	8	6
													COMBINED TEAM POINTS	14					

FRONT NINE

TEAM	HOLE	1	2	3	4	5	6	7	8	9	GROSS	BMGL HDCP	NET	MATCH POINTS	MEDAL POINTS	ADJ. GROSS			
	PAR	4	4	4	3	5	5	4	3	5							37		
	HANDICAP	15	17	7	13	5	11	3	9	1									
TeamFore!																			
Jim Fort		6	7	7	4	7	6	7*	4	6	54	13	41	-	2				
Gregg Andrews		6	7	7	6	8*	8*	7*	4	7	60	15	45	-	-				
Rick Carter		7	5	5	6	8	8*	5	3	8*	55	13	42	-	-				
David Hoyt		6	4	7*	4	8*	8	4	6	6	53	14	39	-	-				
TEAM SIGNATURE											DATE			BEST THREE NET SCORES	123		TOTAL TEAM POINTS	-	2
													COMBINED TEAM POINTS	2					

FOR CALCULATING YOUR ADJUSTED GROSS SCORE USE THESE MAXIMUM HOLE SCORES FROM THE USGA

BMGL HDCP	MAXIMUM SCORE FOR ANY HOLE
4 OR LESS	Double Bogey
5 TO 9	7
10 TO 14	8
15 TO 19	8
20 OR MORE	8



	TEE TIME	START TIME	FINISH TIME
1ST FOURSOME			
2ND FOURSOME			

TEAM	HOLE	1	2	3	4	5	6	7	8	9	GROSS	BMGL HDCP	NET	MATCH POINTS	MEDAL POINTS	ADJ. GROSS
	PAR	4	4	4	3	5	5	4	3	5						
	HANDICAP	15	17	7	13	5	11	3	9	1						
Presidents Choice											37					
Thomas Hallen		④	5	5	3	6	4	④	4	4	39	0	39	1	1	39
Joey Edminster		③	4	④	3	5	⑤	4	5	5	38	1	37	0	1	38
Bill Forsythe		5	4	⑤	②	7	7	④	4	⑤	43	3	40	2	2	43
Britt Robinson		5	5	5	3	7	7	6	5	8	51	11	40	2	2	51

TEAM SIGNATURE

[Signature]

DATE

3/18/24

BEST THREE NET SCORES

TOTAL TEAM POINTS

5 6

COMBINED TEAM POINTS

11

FRONT NINE

TEAM	HOLE	1	2	3	4	5	6	7	8	9	GROSS	BMGL HDCP	NET	MATCH POINTS	MEDAL POINTS	ADJ. GROSS
	PAR	4	4	4	3	5	5	4	3	5						
	HANDICAP	15	17	7	13	5	11	3	9	1						
Sandbaggers											37					
Kevin Baar		5	5	⑤	3	⑥	5	6	5	5	45	6	39	1	1	45
Mike Yniguez		6	④	6	4	6	8	⑤	④	⑥	49	12	37	2	1	49
Jack Merrill		6	5	7	5	⑦	⑦	6	5	8	56	12	44	0	0	56
Jonathan Huerta		7	③	7	6	7	8	⑥	5	⑤	54	13	41	0	0	54

TEAM SIGNATURE

[Signature]

DATE

3/18/24

BEST THREE NET SCORES

TOTAL TEAM POINTS

3 2

COMBINED TEAM POINTS

5


FOR CALCULATING YOUR ADJUSTED GROSS SCORE USE THESE MAXIMUM HOLE SCORES FROM THE USGA

BMGL HDCP	MAXIMUM SCORE FOR ANY HOLE
4 OR LESS	Double Bogey
5 TO 9	7
10 TO 14	8
15 TO 19	8
20 OR MORE	8




	TEE TIME	START TIME	FINISH TIME
1ST FOURSOME	4:00	4:00	6:15
2ND FOURSOME			

TEAM	HOLE	1	2	3	4	5	6	7	8	9	GROSS	BMGL HDCP	NET	MATCH POINTS	MEDAL POINTS	ADJ. GROSS	
	PAR	4	4	4	3	5	5	4	3	5							37
	HANDICAP	15	17	7	13	5	11	3	9	1							
WEDGIES																	
SAM PAULSEN		(4)	4	(4)	5	8*	(4)	(3)	(4)	(7)	43	6	37	2	2	42	
MARK HORTZELL		(9)	6	(4)	(4)	7	(5)	7	4	8	49	12	37	2	2	49	
BRAD GRAF		(4)	4	6	6	8	(6)	5	4	7	50	8	42	1	0	49	
BRIAN GRIMMAY		(5)	5	7	(4)	7	7	(4)	(3)	(6)	48	9	38	2	2	48	

TEAM SIGNATURE 	DATE 3/18/24	BEST THREE NET SCORES	TOTAL TEAM POINTS
			7 6
		COMBINED TEAM POINTS	13

FRONT NINE

TEAM	HOLE	1	2	3	4	5	6	7	8	9	GROSS	BMGL HDCP	NET	MATCH POINTS	MEDAL POINTS	ADJ. GROSS	
	PAR	4	4	4	3	5	5	4	3	5							37
	HANDICAP	15	17	7	13	5	11	3	9	1							
Darcy's Puffers																	
GARRETT WEISS		5	4	5	(4)	(5)	6	4	5	8	46	5	41	0	0	45	
STEVE YAKUSAKI		5	(5)	6	5	7	7	6	4	7	52	10	42	0	0	52	
JOHN HUNT		5	4	6	(3)	(7)	7	4	4	6	46	6	40	1	2	46	
TERRY LIKALA		6	5	7	5	(5)	(6)	5	4	7	50	7	43	0	0	50	

TEAM SIGNATURE 	DATE 3/18/24	BEST THREE NET SCORES	TOTAL TEAM POINTS
			1 2
		COMBINED TEAM POINTS	3

FOR CALCULATING YOUR ADJUSTED GROSS SCORE USE THESE MAXIMUM HOLE SCORES FROM THE USGA

BMGL HDCP	MAXIMUM SCORE FOR ANY HOLE
4 OR LESS	Double Bogey
5 TO 9	7
10 TO 14	8
15 TO 19	8
20 OR MORE	8



	TEE TIME	START TIME	FINISH TIME
1ST FOURSOME			
2ND FOURSOME			

TEAM	HOLE	1	2	3	4	5	6	7	8	9	GROSS	BMGL HDCP	NET	MATCH POINTS	MEDAL POINTS	ADJ. GROSS
Shank Faction	PAR	4	4	4	3	5	5	4	3	5	37					
	HANDICAP	15	17	7	13	5	11	3	9	1						
Rob Sitsler	4	5	5	6	4	8	5	4	4	5	46	4	42	-	-	
Chris Klaser	6	5	4	5	4	5	5	4	3	5	40	6	34		1	
Dan Edwards		6	7	5	3	7	6	5	3	7	49	9	40			
Andrew Ritzmann	10	4	4	4	4	7	6	4	3	5	41	10	31	2	2	

TEAM SIGNATURE [Signature] DATE 3/18/24 BEST THREE NET SCORES 5 TOTAL TEAM POINTS 5

FRONT NINE

TEAM	HOLE	1	2	3	4	5	6	7	8	9	GROSS	BMGL HDCP	NET	MATCH POINTS	MEDAL POINTS	ADJ. GROSS
	PAR	4	4	4	3	5	5	4	3	5	37					
	HANDICAP	15	17	7	13	5	11	3	9	1						
Eric		5	5	5	4	6	7	5	4	8	49	9	40	2	2	
Johnny		5	4	5	3	7	7	4	3	5	43	9	34	2	1	
David		6	6	5	4	6	8	5	3	6	49	10	39	2	2	
Adam		6	7	7	5	6	8	7	3	5	54	12	42	-	-	

TEAM SIGNATURE [Signature] DATE 3/18/24 BEST THREE NET SCORES 11 TOTAL TEAM POINTS 11

FOR CALCULATING YOUR ADJUSTED GROSS SCORE USE THESE MAXIMUM HOLE SCORES FROM THE USGA

BMGL HDCP	MAXIMUM SCORE FOR ANY HOLE
4 OR LESS	Double Bogey
5 TO 9	7
10 TO 14	8
15 TO 19	8
20 OR MORE	8



	TEE TIME	START TIME	FINISH TIME
1ST FOURSOME			
2ND FOURSOME			

COMBINED TEAM POINTS

COMBINED TEAM POINTS

3/18/24 SCORECARD - CORRECTED BY DAVE WUNSCHEL

TEAM	HOLE	1	2	3	4	5	6	7	8	9	GROSS	BMGL HDCP	NET	MATCH POINTS	MEDAL POINTS	ADJ. GROSS						
	PAR	4	4	4	3	5	5	4	3	5							37					
	HANDICAP	15	17	7	13	5	11	3	9	1												
ODD LOT																						
RICHARD DAVIS		5	5	6*	4	5*	6	6*	5	6*	48	8	40	0	0	48						
JASON TOYODA		5	6	7	6	6	8	5	3	8*	54	10	44	0	0	54						
JOE GINTNER		5	4	4	4	8*	4	4	5	7*	45	8	37	2 ⁴⁻²	2	44						
RYAN RADER		5	5	5	3	6	6	5	4	6	45	9	36	0	0	45						
TEAM SIGNATURE		X										DATE	3/18/24		BEST THREE NET SCORES	113		TOTAL TEAM POINTS	2		2	
													COMBINED TEAM POINTS	4								

FRONT NINE

TEAM	HOLE	1	2	3	4	5	6	7	8	9	GROSS	BMGL HDCP	NET	MATCH POINTS	MEDAL POINTS	ADJ. GROSS						
	PAR	4	4	4	3	5	5	4	3	5							37					
	HANDICAP	15	17	7	13	5	11	3	9	1												
DIVOT MASTERS																						
TYLER JORGENSEN		5	4	6	3	6	5	5	3	6	43	4	39	2 ⁴⁻³	2	43						
ROB PRATT		5	6	6	4	2	6	5	3	8*	50	11*	39	2 ⁴⁻¹	2	50						
JERRY SANDNESS		4	4	6	3	5	6	5	4	6	43	9	34	2 ³⁻¹	2	43						
GARY CANNEL		5	5	6	4	5	6	5	3	6	45	5	40	0	0	45						
TEAM SIGNATURE		X										DATE	3/18/24		BEST THREE NET SCORES	112		TOTAL TEAM POINTS	6		6	
													COMBINED TEAM POINTS	12								

13 x 0.85 = 11

FOR CALCULATING YOUR ADJUSTED GROSS SCORE USE THESE MAXIMUM HOLE SCORES FROM THE USGA

BMGL HDCP	MAXIMUM SCORE FOR ANY HOLE
4 OR LESS	Double Bogey
5 TO 9	7
10 TO 14	8
15 TO 19	8
20 OR MORE	8



	TEE TIME	START TIME	FINISH TIME
1ST FOURSOME	1600		
2ND FOURSOME			

Closest to the Pin

BMGL

	Feet	Inches
1. JASON SUCA	18	4
2. Gary Cannell	13	2
3.		
4.		
5.		
6.		
7.		
8.		
9. #1		

Longest Putt

BMGL

	Feet	Inches
1. Sam Paulsen	4	11
2. Dave Hoyt	5	4
3.		
4.		
5.		
6.		
7.		
8.		
9. #7		